

LÍNGUA INGLESA

6º ANO

Around me



Table of Contents



05

Revision Unit

21

Unit 1
Food And Drinks

37

Unit 2
Family Members

49

Unit 3 - Human Body
And Appearance

59

Unit 4
Sports And Lifestyles

73

Unit 5
Daily Routine

87

Unit 6
Money And Shopping


97

Unit 7
Animals And Pets



REVISION UNIT





I. About me




Hi. Remember me?
My name is Bia.



Hello. I'm Nando.
How are you?

1 Match the greetings to the pictures.



Good morning

Good evening



Good afternoon

Good night



2 Order the dialogue and practice it with a partner.



II. Colors and calendar



1 Listen to the numbers and tick ✓ the ones that are correct and ✗ the ones that are incorrect. Make the necessary changes to the incorrect numbers.

a. 5478236 _____


b. 8992140 _____

c. 484236678 _____

d. 446119879 _____

2

Listen to the instructions and color the robot.



3

Write the numbers:



- a) Five, two, zero, six _____
- b) Seven, fifty, two, thirty-eight _____
- c) Two hundred, one, nine, twenty-four _____
- d) Three, six hundred, four, fifty-six _____

4

Find the days of the week and the months of the year.

W K A Z W C C N F Y M Q D Y H
 K E T V P M O Z E X A K X A C
 P C D U O V F R B R Y D V D R
 I O U N E L T W R D N K N R A
 P H D M E S L Y U Y D I W U M
 H A B M J S D Y A D I R F T S
 Y E J U N E D A R D P V X A C
 R P L L S K J A Y Y S Z R S M
 R E B M E C E D Y E A R U Y Y
 O C T O B E R W L P U V U Q F
 L G U Y B B N N H J G A W H L
 W M R C H X I J W H U F Z I T
 S E P T E M B E R N S L R K R
 J W A G Q O Y X A N T P Y N M
 I Y R A U N A J X F A Z O L S

APRIL
AUGUST
DECEMBER
FEBRUARY
FRIDAY
JANUARY
JULY
JUNE
MARCH
MAY
MONDAY
NOVEMBER
OCTOBER
SATURDAY
SEPTEMBER
SUNDAY
THURSDAY
TUESDAY
WEDNESDAY

5

Game time!

Spelling Word Game





The rules


1) How to play...

Each player should have a token or pawn.

It can be a rubber, a sharpener, etc.

Throw the dice. 

The player with the highest score go to starts. 





Turns should go clockwise. 

Players should move the number of spaces shown on the dices.

2) Players need to take action depending on which space they land on. See 'Where did you land'

Who is the winner?


The winner is the player who reaches 'Finish' first.

	Blue spaces with an image: name and spell.
	Blue Spaces with text: read and spell.
	Pink spaces with text: take the action.
	Blank box: nothing happens.



III. My family

1 Draw your family tree.



2 Write three sentences to describe your family using these words:



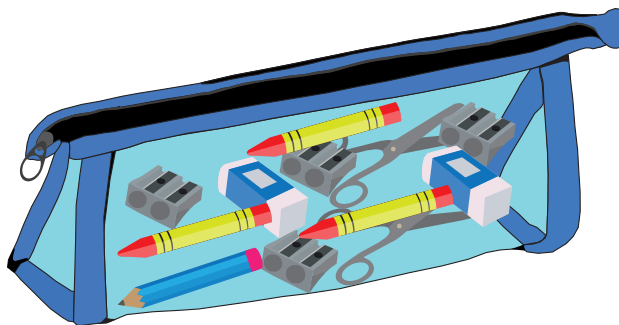
big	happy	united
-----	-------	--------

IV. My classroom



- 1 What school materials can you find in this pencil case? Complete using:

there is	There are	There isn't	there aren't	Is there	Are there
----------	-----------	-------------	--------------	----------	-----------

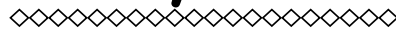


- a) _____ three _____ in the pencil case.
 b) _____ any glue? No, _____.
 c) _____ one _____ in the pencil case.
 d) _____ four _____ in this pencil case.
 e) _____ two pairs of _____ in the pencil case?

- 2 What do you carry in your school bag when you go to school? Write a list.



V. My house



1

Write the names of the rooms according to the pictures.



a. _____

b. _____

c. _____

d. _____

e. _____

f. _____

2 Complete the sentences with the verbs:


sleep	eat	takes shower	cooks	studies	watch TV
-------	-----	--------------	-------	---------	----------

a) I _____




in my bedroom.

b) Bia _____




in her study room.

c) Bia and her family _____




in the living room.

d) She _____



in the bathroom.

e) Bia and her family _____



dinner in the dining
room.


f) The family _____



in the kitchen.

VI. Clothes and shoes


1 Color e Write.



His T-shirt is blue.

_____ pants are _____.

_____ shoes are _____.



Her sweater is pink.


_____ skirt is _____.

_____ socks are _____.

_____ shoes are _____.

2

Describe what you are wearing and color the drawing accordingly



Example: My T-shirt is green

My _____.

_____.

_____.




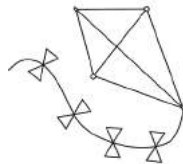
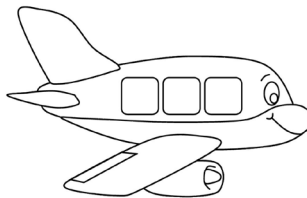


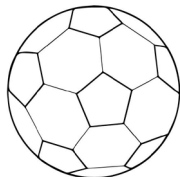
VII. My toys



What is your favorite toy? It's _____


Label the images using the words in the box. Then, color the Toys!

boat	plane	train	car	doll	ball
balloons	Bike	skates	kite	teddy bear	Toys



VIII. My body




Complete with parts of the human body.



Sounds

Match the sounds in column A to the words in B

A
/e/
/ei/
/ai/
/i:/
/ou/
/a:/
/ju:/
/s/
/tʃ/
/ʃ/
/h/

B	
bee	
soap	
elephant	
hat	
chalk	
plate	
kite	
sugar	
park	
goat	
universe	

My dictionary

Build your own word file

[illegible]

UNIT 1

FOOD AND DRINKS




By the end of this unit, I will be able to:

- Name food and drinks
- Classify types of food
- Express favorite food and drinks
- Distinguish healthy from unhealthy food

UNIT 1 - FOOD AND DRINKS

WORD FILE

1 Match the pictures to the names below.



- | | | |
|------------------|-----------------|------------------------|
| 1. Apple _____ | 7. Potato _____ | 13. Cheese _____ |
| 2. Lettuce _____ | 8. Rice _____ | 14. Bread _____ |
| 3. Tomato _____ | 9. Beans _____ | 15. Chicken _____ |
| 4. Papaya _____ | 10. Yucca _____ | 16. Beef _____ |
| 5. Banana _____ | 11. Corn _____ | 17. Pork _____ |
| 6. Mango _____ | 12. Egg _____ | 18. Orange juice _____ |

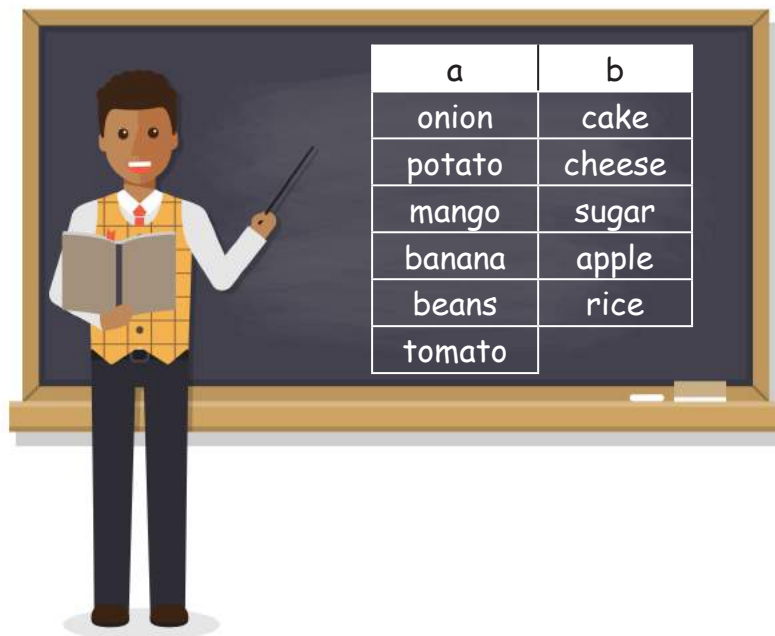
2 Consider the definition below.



Healthy Food is all types of food that are good for your body.



a) Look at the grocery lists. Which one is healthier?



b) Listen to the audio and decide which is Bia's list and which is Nando's. Then, repeat the words on the list.

List a belongs to _____.

List b belongs to _____.

c) Which list do you prefer? Why?

I prefer _____ because _____.


UNIT 1 - FOOD AND DRINKS



READING

1 Pre-reading

a) Listen to the words and repeat.



Cabbage	potato	milk	tomato	beans	onion	hibiscus juice
water	mango	banana	pear	corn	strawberry	apple
	lemon	watermelon	rice	orange	papaya	

b) Put the words above in the right box.

FRUITS	VEGETABLES	DRINKS

c) Discuss with your partner.

- 1) What kind of food is good for your health?
- 2) What kind of food is unhealthy or not good for your health?

Food wheel



2 Read the text

Healthy and unhealthy food

What we drink and what we eat is very important. What we put in our body affects our mood, our physical abilities, our heart, our entire body and our health in general.

We should prefer to eat **healthy** food. That is, food that do not have a lot of fat and that are natural. There are a lot of healthy food that we can eat every day and that are delicious: **banana, beans, lettuce, cabbage, apples, eggs, tomato**, etc. We should eat vegetables and fruits everyday.

But there are also **unhealthy** food like:

- > **fried food:** sausages, fries, hamburger
- > **food that have a lot of fat:** pizza, hot dog, yellow cheese or
- > **food that contain too much sugar:** ice-cream, cake, candies, soda.

In order to be healthy we need to eat well, wash our hands and food before we eat and we must do physical exercises. When we are healthy we can play, study and have fun the whole day long.

So be smart... eat healthy!



a) Tick with **✓** the good things and with **✗** the bad things

Wash the food before you eat

☐

Eat fast food

☐

Eat a lot of sugar or fat

☐

Practice exercise

☐

Wash your hands before you eat

☐

Be healthy

☐

b) True (T) or False (F)

1. We should eat unhealthy food. _____
2. We should eat vegetables and fruits sometimes. _____
3. Sugar is not good. _____
4. Fries and sausages are unhealthy food. _____
5. Physical exercises are important to our body. _____



c) What do you like to eat:

1. In the morning _____
2. In the afternoon _____
3. At night _____

LANGUAGE FUNCTION



To talk about what you like/love...

I like mango.

I like banana.

We love fruits.



To talk about what you **do not** like/love...

I **don't like** fries.

I **don't like** sausages.

We **don't like** sugar.



But, look at the questions...



How do you make questions?



Give an example:



UNIT 1 - FOOD AND DRINKS

SPEAKING

- 1 Bia wants to know about what food Nando likes or dislikes.

Bia: I like...	Question - Do you like...?	Nando: Yes/no
a. Fish 	Do you like fish?	Yes. Nando likes fish.
b. Pizza 	Do you like pizza?	No. Nando doesn't like pizza.

Bia presents the results to the class.



Nando likes fish, but he doesn't like pizza.

2

Do your own survey... Make a list of your favorite food and drinks in column 1 and then ask a friend if he/she likes them in column 2.

Mark if your friend likes or dislikes the food in column 3.

See the example:

Column 1	Column 2	Column 3
I like...	Question - Do you like...?	My friend: likes/ doesn't
I like carrots	Do you like carrots?	Yes. My friend likes carrots.



WRITING

1

What do you eat for breakfast, lunch and dinner? Is it healthy or unhealthy?



CULTURAL NOTES



Did you know...?

There are many countries that speak English: United States of America (USA), England, Nigeria, South Africa, Ireland, Scotland, Australia, etc. But, they don't speak the same way... Look at some differences between USA and England.

Vocabulary difference between USA 🇺🇸 and England 🇬🇧.

Listen and repeat...



USA 🇺🇸		England 🇬🇧
Fries		Chips
Zucchini		Courgette
Candies		Sweets or sweeties
Eggplant		Aubergine
Cookies		Biscuits
String bean		Runner bean
Grilled cheese		Toastie

1 What are these words in Portuguese?



USA English	England English	Portuguese
String beans	runner beans	
Fries	chips	
Zucchini	courgette	
Candies	sweets or sweeties	
Eggplant	aubergine	
Cookies	biscuits	
Grilled cheese	toastie	



PROJECT



1 **Cooking survey**

What is your favorite Cape Verdean dish? _____.

What are the ingredients? _____.

What is your favorite Cape Verdean juice? _____.

What are the ingredients? _____.

Describe your favorite dish and juice to the class.

2 **Go shopping:**
















Go to your local market or store and bring a list of 10 healthy food and another list with 10 unhealthy food. Present your lists to your class and tell your classmates which list you like.



SELF-ASSESSMENT



- 1 Look at the picture. List the healthy and the unhealthy food.

Breakfast				
				
Orange juice	Bread	Tomatoes	Yogurt	Coffee
				
Breakfast cereal	Waffles	Ham / Egg	Milk	Sausages
				
Breakfast burrito	Toast	Bacon	Cheese	Croissants

Healthy	Unhealthy

UNIT 2



FAMILY MEMBERS



By the end of this unit, I will be able to:

- Discuss and describe family relationships
- Demonstrate the importance of a family
- Debate different types of families

UNIT 2 - FAMILY MEMBERS





WORD FILE

1 Look at the words below.

a) Listen and pronounce.

Sister	grandmother	aunt	brother	grandfather	cousin	uncle
--------	-------------	------	---------	-------------	--------	-------

b) Work in pairs. Read the sentences below and use the words above to show the relationship.

Example: Your mother's or father's brother is your uncle.

1. Your father's father is your _____.
2. Your uncle's son is your _____.
3. Your mother's mother is your _____.
4. Your mother's or father's daughter is your _____.
5. Your father's sister is your _____.
6. Your mother's or father's son is your _____.



SPEAKING

1

a) What family members can you say in English?

b) Look at the pictures on the previous page. Discuss with your class: are all families the same? Describe the different types of family.



UNIT 2 - FAMILY MEMBERS



Reading

1

Pre-reading

Besides **mother**, **father**, **brother**, **sister**, **grandmother**, **grandfather**, **uncle** and **aunt**, there are other types of relatives (family relationships).



Niece - my sister's or brother's daughter.

Stepsister - the daughter of my father or my mother's partner.

a) Can you define these other relatives?

half-sister	niece	stepfather	Nephew
stepmother	cousin	uncle	half-brother

b) Which words are used for female  members and which are used for male  members? Which words can be used for both?

 Female	 Male	Both


2 Read the text

Bia's Family

I am Bia and my mother's name is Lurdes. This is my cousin Beto. He is **my** cousin because my mother and his mother Joana are sisters. Beto **lives** with **his** mother and **his** stepfather, Chico, in Maio Island. My sister Adriana and I usually spend holidays with them. We enjoy going to the beach, playing seated volleyball and eating fresh fish every day. Beto has a sister too. **Her** name is Suzy and she is my cousin as well. She is 14 years old, but she enjoys **s** playing with us too. When we are there, we also go to visit grandfather John and grandmother Julia. At my grandparents' house there is always something to eat. You can have traditional Cape Verdean food like katxupa and sweet potato with milk.



a) Based on the information build Bia's family tree.





LANGUAGE FUNCTION

We use possessive pronouns to talk about possessions.

“

Possessive
pronouns

1 Look at the examples

- a. **I** have an apple. → That is **my** apple. → The apple is **mine**.
- b. **You** have flowers. → These are **yours** flowers. → The flowers are **yours**.
- c. **Rui** has a dog name Frayza. → Frayza is **his** dog. → The dog is **his**.
- d. **She** has a gift. → That is **her** gift. → The gift is **hers**.
- e. The **pig** has a pigsty. → It is **its** pigsty.
- f. **We** have a house. → This is **our** house. → The house is **ours**.
- g. **They** have a car. → That is **their** car. → The car is **theirs**.





2 Look at the sentences.

Lurdes is **my** Mother. Joana is **his** mother.

Suzy is **my** cousin. Beto is **her** brother.

This is **our** house. The house is **ours**.

This is **my** ball. That bicycle is **mine**.

Exercises

- Adriana has already eaten her lunch , but I'm saving _____ for later.
- My cousin has broken _____ leg.
- We gave them _____ telephone number, and they gave us _____.
- _____ pencil is broken. Can I borrow _____ ?

And: to join similar ideas.

E.g. I have a brother **and** a sister.

But: to join opposite ideas.

E.g. I am Capeverdean, **but** I dont like katxupa.



Connectors



UNIT 2 - FAMILY MEMBERS



Example: His mother is a doctor, and his stepfather is a teacher.

I like mang, but Claudia likes banana.

a) Bia prefers chocolate ice-cream. Beto prefers vanilla ice-cream.

b) Antónia is my mother. Francisco is my uncle.

c) Peter likes bycycle. Peter doesn't have a bycycle.

d) They like carrots. They like pumpkin too.

PROJECT

1

Create an album with pictures or small objects that remind you of the best moments you spent with your relatives. **WRITE** a short description under each picture or object.

Example:



2

Build a treasure box. Put important objects, pictures, pieces of clothes or souvenir that represent important moments with your relatives. Explain what those materials mean to you to the class.

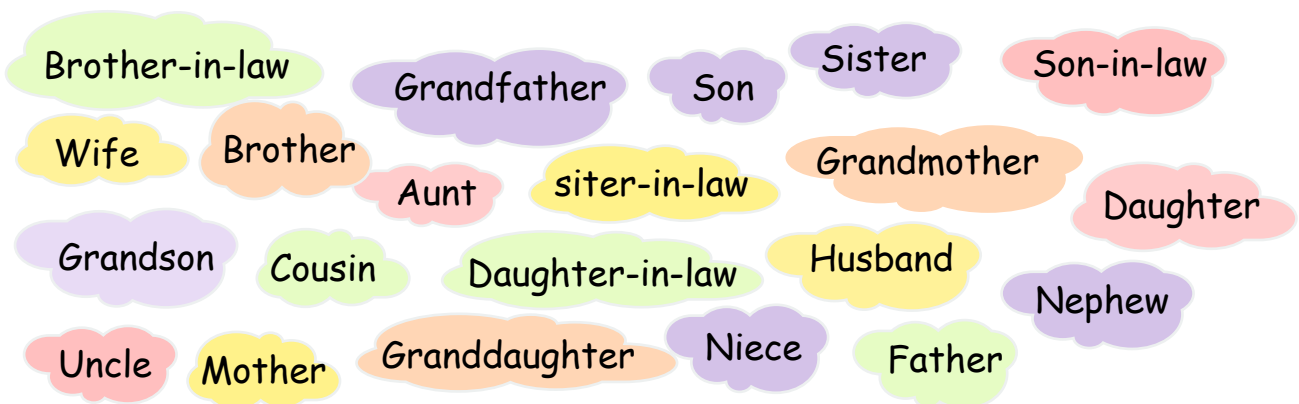
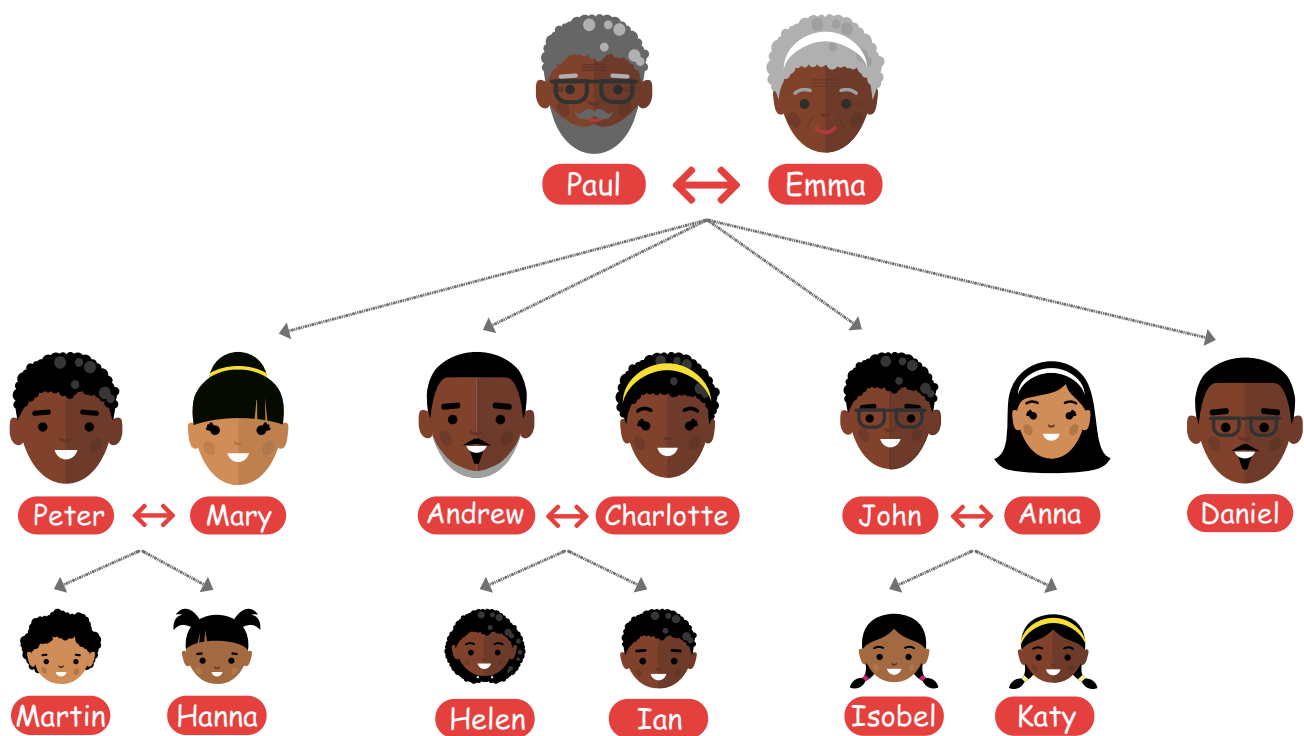
Example:



UNIT 2 - FAMILY MEMBERS

SELF-ASSESSMENT

Family Relationships





Look at the family tree on page 46 and choose among the following family relationships to complete the exercise below.

Paul is Emma's _____

Charlotte is Andrew's _____

John is Paul and Emma's _____

Daniel is Mary's _____

Anna is Daniel's _____

Peter is Andrew's _____

Anna is Emma and Paul's _____

Peter is Martin and Hanna's _____

Anna is Isobel and Kathy's _____

Hanna is Charlotte's _____

Martin is Paul and Emma's _____

Isobel is Hanna's _____

Daniel is Kathy's _____

Emma is Martin's _____

Mary is Isobel and Kathy's _____

Paul is Hanna's _____

Ian is Peter's _____

Hellen is Paul and Emma's _____

Peter is Paul and Emma's _____

Helen is Ian's _____



UNIT 3

HUMAN BODY AND APPEARANCE



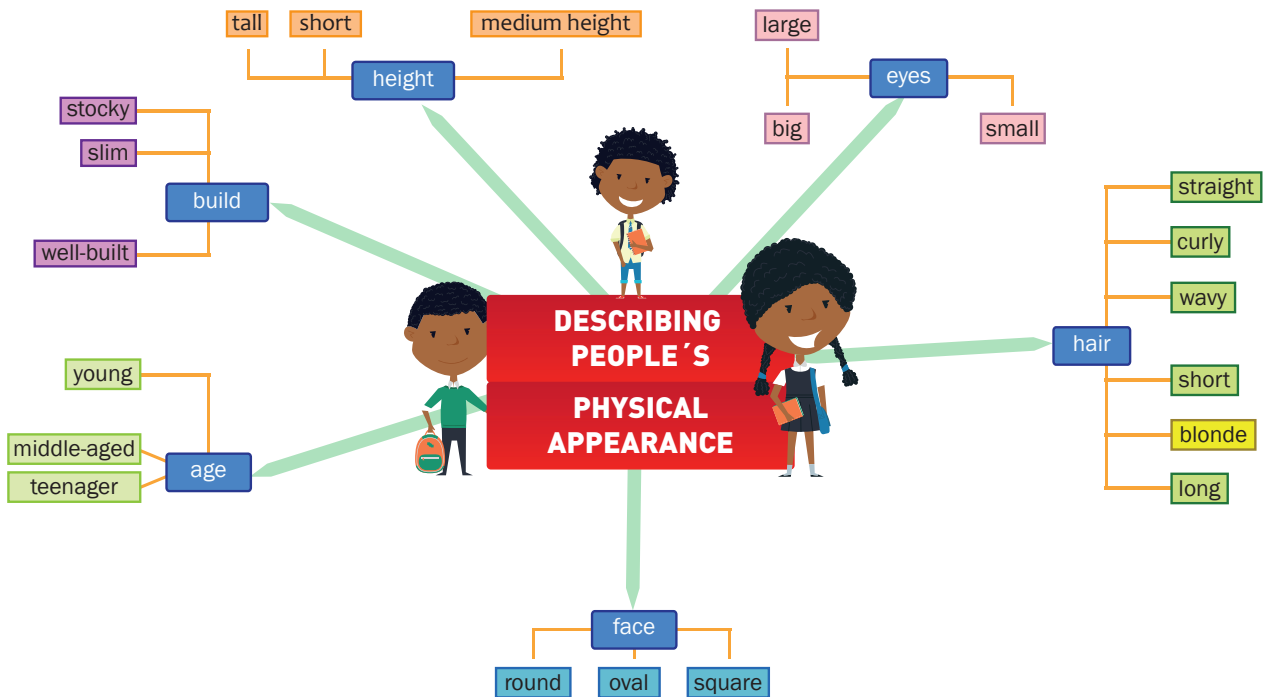
By the end of this unit, I will be able to:

- Describe people's physical appearance
- Demonstrate the importance of healthy lifestyle

UNIT 3 - HUMAN BODY AND APPEARANCE

WORD FILE

When describing people, we use the verb "to be" to describe height, body build, and age. We use the verb "to have" to describe hair, face and eyes.



Describing using "to be"

Hair Styles

bald head



ponytail



crew cut



dreadlocks



pigtails (BrE)/
braids (AmE)



Hélida Almeida **has** dark eyes.

Djodje and Ricky Boy **have** square faces.

Lura **has** curly short hair.

Height - The dwarf is short.

Age - The Queen is in her late 50's

Yasmin and Thiara are slim.

Describing using "to have"



UNIT 3 - HUMAN BODY AND APPEARANCE



SPEAKING

Secretly choose a classmate to describe. Talk about his/her eyes, face, hair, height, body build and clothes.



- 1 Use this graph to collect information:
How is he/she like?

Height		Eyes	
Body build		Hair	
Age		Face	

- 2 What is she/he wearing?
Tick the clothes your classmate is wearing and write the color of each item.

Clothes	Color
Coat	
A shirt	
A t-shirt	
Trousers	
A dress	
A skirt	
Jeans	
Socks	
Shoes	
Sandals	
Snickers	



WRITING

Use the information on the table to write a short description of your classmate's appearance.



GAME

Guess who!?

Read your description to the class and see if they can guess who your secret friend is.



UNIT 3 - HUMAN BODY AND APPEARANCE



LANGUAGE FUNCTION




Adjective order			
Adjective			
Length	Type of hair	Colour	Noun
Long	Curly	Brown	Hair
Short	Wavy	Blond	Hair
	Big/Small	Blue/Green	Eyes

In Portuguese you say: cabelo castanho (hair + color)

In English you say: brown hair (color + hair)

Did you notice?

1 Listen to the description and number the pictures.



SPEAKING





Lifestyle matters...

Look at the people in the pictures.

Can you describe them? What do you think about their eating habits and physical activities?

What kind of food/drink do you think each one prefers?

Do you think all of them practice sports and exercise?



Write your opinion about the lifestyle of the person in (a)

I think _____

Write your opinion about the lifestyle of the person in (b)

I believe _____

Write your opinion about the lifestyle of the person in (c)


In my opinion _____

UNIT 3 - HUMAN BODY AND APPEARANCE



CULTURAL NOTES

Careful with your words... some words are **synonyms** (same meaning) but sometimes one word is negative and the other is positive. Negative words may offend people.



Example: skinny is the same as slender, but skinny is negative and slender is positive.



skinny



obese/overweight



fat

He is **skinny**. (negative) 😞

She is **underweight**. (negative) 😞

She is **thin**. (negative) 😞

She is **slim**. (positive) 😊

She is **slender**. (positive) 😊

She is **fat**. (negative) 😞

She is **tubby**. (negative) 😞

She is **overweight**. (negative) 😞

She is **plump**. (neutral) 😐

She is **stocky**. (neutral) 😐

She is **bonny**. (positive) 😊



SELF-ASSESSMENT

Match the descriptions to the pictures. Circle the negative words with red pencil or pen. Replace the negative words with positive words.

Hi pals! My name is Susy. I'm thin and medium high. I have short, curly and blonde hair. My eyes are brown.



What's up people? I'm Michel. I'm tall and handsome. I have brown and straight hair. My face is round. I always wear a cap.



Hey Guys! My name is Caroline. I'm thin and sporty. I have long brown hair. I love pigtails and shorts.



Nice to meet you! My name is Ryan. I'm skinny and short. I have dark hair. My eyes are dark too. I'm wearing a red t-shirt.



How are you doing, friends? I'm Kate. I'm tall and thin. I have short dark hair. I have oriental eyes type. I'm wearing purple shorts.



UNIT 4

SPORTS AND LIFESTYLES



By the end of this unit, I will be able to

- Express preferences of different types of sports
- Describe on-going sport activities
- Distinguish indoor and outdoor sports
- Engage in small discussion about gender roles and sports

UNIT 4 - SPORTS AND LIFESTYLES



WORD FILE

- 1 Look at the table and write each sport according to its group.
Add more that you know.

Football	Chess	Cricket	Skiing
Table tennis	Basketball	Boxing	Horse riding
Judo	Weight lifting	Climbing	Swimming
Gymnastics	Windsurfing	Cycling	Gymnastics
Golf	Volleyball	Handball	Surf

Outdoor sports

Indoor sports

READING

1 Pre-reading

Draw a line from the words to the picture to label the football kit and color the t-shirt according to her team colors.

shorts	○
shinguard	○
socks	○



football	○
T-shirt	○
boots	○

2 Read the text

My Sports Club

Hey there! This is my Sports Club, but I call it Magic Box.

I usually come here after doing my schoolwork.

Here, I join my friends and cousins, and we play and get fun.

Here we practice swimming, football, tennis, handball, volleyball. We also have Olympic and Paralympic sports, but my favorite is football. My football team's name is "The Best". My team colors are yellow and green.

I love playing football because exercises help improve memory and concentration and make me feel happy, relaxed, and strong. When I play, I do better in school.

My team always competes with teams from other schools, and I feel excited. Come and join us.

3 Read again and answer the questions: True (T) or False (F)? Correct the false sentences.

- Magic Box is Bia's bedroom. ☐ _____
- She practices sports. ☐ _____
- Handball is her favorite sport. ☐ _____
- Playing football is very important to Bia. ☐ _____



Song

Listen, fill the blank spaces and sing

We're going to win
One, two, three, four
How about another score?
Two, four, six, eight
We're going to _____.
Hey! Here they come again
One in goal and then another ten
_____ for goal and get it in
Score the goals and we can win
Come on!
One, two, three, four
How about another _____?
We'll support our team _____
We don't care about the weather
There's no rival we can fear
Hear us _____ and hear us cheer.
Hey! _____, get that ball
Now the striker has passed them all
At the front, he tries to score
Yes! A goal and that's one more
Come on!
One, two, three, four
How about another score?
Two, four, six, _____
We're going to win.



Source: <https://learnenglishkids.britishcouncil.org/en/songs/were-going-win>



LANGUAGE FUNCTION



Expressing Likes and Preferences

Look at the sentences

I love volleyball.

Nando hates basketball.

We love surf.

Adverbs of Frequency

Always -----100%

Usually ----- 80%

Sometimes -----50%


Never -----0%

Examples:

Bia usually goes to Sports Club.

Nando never plays basketball.

We always stretch before a game.



UNIT 4 - SPORTS AND LIFESTYLES

1

Look at the table and write sentences according to people's preference.

	Skating	Football	Volleyball	Tennis	Horse Riding	Handball	Swimming
Bia		😍	😡				
Nando						😡	
Sandra					😞		
Rui			😡				
Joao		😞					😍
Suzy				😊			

love



like



dislike



hate



Example: Suzy likes playing tennis.

a. _____

b. _____

c. _____

d. _____

e. _____

2 Order the following sentences.

Example:

bike/his/Nando/sometimes rides.

Nando sometimes rides his bike.

a) always/They/practice/sports.

b) visit/usually/Bia's parents/sports/her/Club.

c) have/never/We/sport competition/school/in.



Instructions: Follow the teacher's command to perform actions.

For example:

- Touch your knees!
- Turn around!
- Put your bag on your desk!

You win if you perform all the actions correctly:

1st place: gold medal

2nd place: silver medal

3rd place: bronze medal

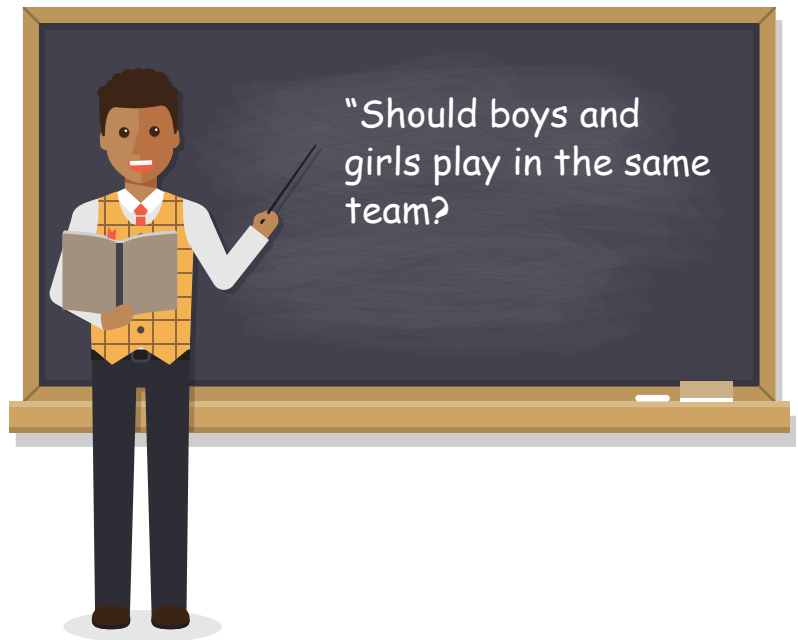
You lose if you perform in a wrong way



UNIT 4 - SPORTS AND LIFESTYLES

SPEAKING

Class Discussion on the following Topic:



LANGUAGE FUNCTION

Present Continuous

Example: Bia is swimming in the pool.

Affirmative form	Negative Form	Interrogative forms
I am swimming.	I am not swimming.	Am I swimming?
You are swimming.	You aren't swimming.	Are you swimming?
She/he is swimming.	She/he isn't swimming.	Is she/he swimming?
We/You/They are	We/you/They aren't swimming.	Are we/you/they swimming?

1 Write the sentences in present Continuous.



What are these people doing?

She/rides her/bike.



She/doesn't/swim.

They/play/chess.



She/plays/rugby

She/climbs/the mountain.



It/skates.

We/ride/the horse.



He/runs.

Example: She is climbing the mountain.

1. _____
2. _____
3. _____
4. _____
5. _____
6. _____
7. _____

UNIT 4 - SPORTS AND LIFESTYLES



WRITING

What about you? What sport(s) do you like? Love? Hate? Dislike?

What sport would you like to do? Draw a picture and write about it!





CULTURAL NOTES

Typical Sports in Some English Speaking Countries. Did you know?



Lacrosse is the national sport game in Canada.



American football is called Rugby.



Hurling is a famous game in Ireland.



Taekwondo is becoming a popular sport in Great Britain.



Water sports are popular in Australia
Sailing and surfing in coastal areas



Water skiing in
Asia and Europe



Dambe Boxing is the typical sport in Nigeria

Your opinion...

What is the national sport in Cabo Verde?





PROJECT

Interview your classmate and write report about it.

Here some examples of questions:

- Do you practice any sport?
- What is your favorite sport?
- How many times do you practice per week?
- Do you think there are particular sports that are only for boys or only for girls?










SELF-ASSESSMENT

1 Identify the sports.

2 Complete the sentences according to the picture.

	What's _____ doing? He _____ golf.
	What's _____ doing? She _____
	What's _____ doing? _____ are _____
	What _____ he doing? He _____
	What's _____ doing? She _____

UNIT 5

DAILY ROUTINE



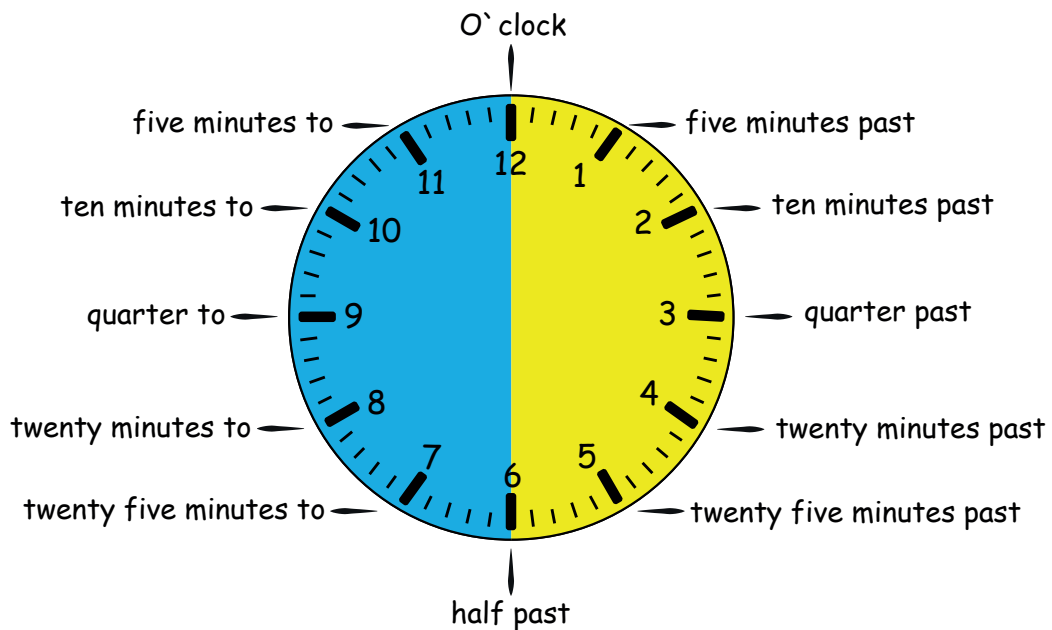
By the end of this unit, I will be able to:

- Tell the time
- Describe daily routine
- Indicate sequence of activities

UNIT 5 - DAILY ROUTINE

WORD FILE

1 Telling the time



2 Match the sentences with the pictures on the right.

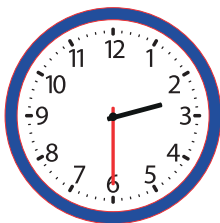
a) This is the way we comb our	<input type="radio"/>
b) This is the way we brush our	<input type="radio"/>
c) This is the way we put on our	<input type="radio"/>
d) This is the way we wash our	<input type="radio"/>





LISTENING

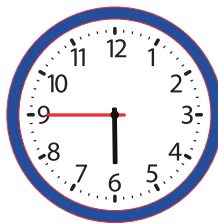
1 Study the following clocks carefully.



It's half past two



It's three o'clock



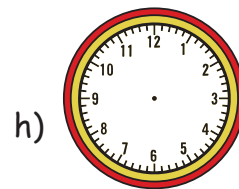



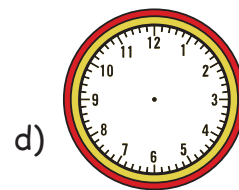



It's a quarter to six/
It's fifteen to six



It's a quarter past eight/
It's fifteen past eight

2 Listen and draw the hands on the clocks.

What time is it?



UNIT 5 - DAILY ROUTINE

















READING

1 Read the text:

Bia's daily routine.

Bia gets up at six o'clock. At five past six she takes shower and gets dressed. Then, at fifteen past six she brushes her teeth. Next, at twenty past six she helps her dad preparing the breakfast, and this takes her ten minutes. Then, at half past six she has her breakfast with her family, and this takes her fifteen minutes. At a quarter to seven she puts on her uniform and shoes. Finally, at ten to seven Bia leaves home and walks slowly to school. It takes her twenty minutes. She arrives at school at

a) Read the text again and draw the hands on the clocks.

<p>1</p>  	<p>2</p>  	<p>3</p>  	<p>4</p>  
<p>5</p>  	<p>6</p>  	<p>7</p>  	<p>8</p>  



SONG

Listen to the song, complete the sentences, and sing.

THIS IS THE WAY

This is the way we brush our _____
Brush our _____, brush our _____
This is the way we brush our _____
On a warm and sunny morning.

This is the way we wash our _____
Wash our _____, wash our _____
This is the way we wash our _____
On a warm and sunny morning.

This is the way we comb our _____
Comb our hair, comb our _____
This is the way we comb our _____
On a warm and sunny morning.

This is the way we put on our _____
Put on our clothes, put on our _____
This is the way we put on our _____
On a warm and sunny morning.



Source: <https://learnenglishkids.britishcouncil.org/en/songs/the-way>



LANGUAGE FUNCTION

Simple Present

Rules for she/he/it

Verbs ending in sh /ch /ss /o /x

Example:

Wash - washes

Watch - watches

Kiss - kisses

Go - goes

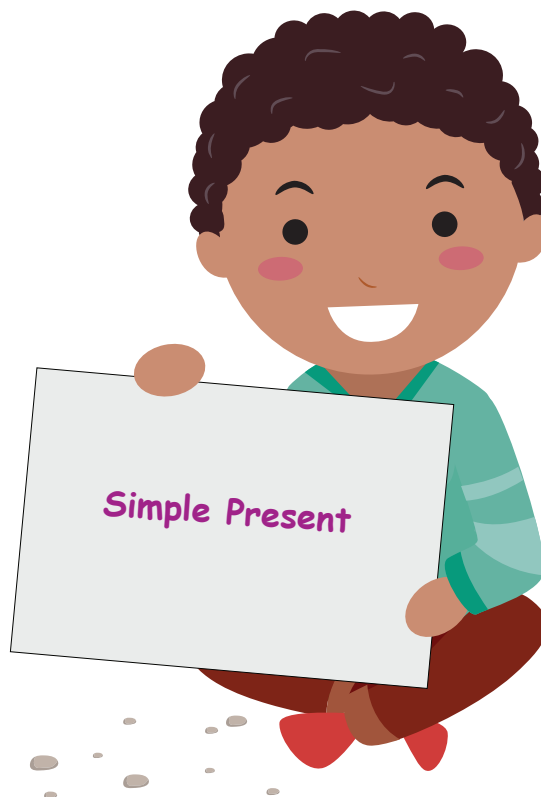
Fix - fixes

Consonant + y - ies

Study - studies

Vowel + - s

Play-plays



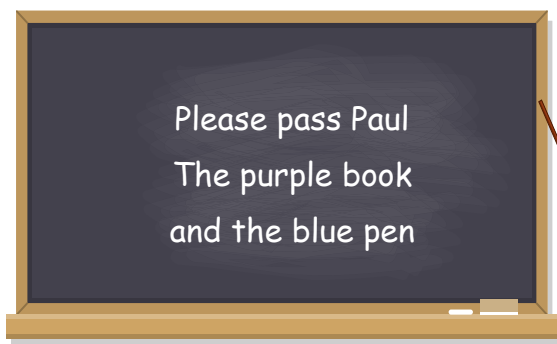


SPEAKING

1

Tongue Twister

Practice with a partner



2

Pair-work: choose one of your classmates and find out about his/her routine of getting ready for school. Complete the table and present your result.

Example: I get up at half past six. My classmate gets up at a quarter to seven.

What time do you...	You	Your classmate
... get up?	6:30	6:45
... get dressed?		
... wash face and brush your teeth?		
... eat your breakfast?		
... get ready to school?		
... arrive at school?		

UNIT 5 - DAILY ROUTINE



WRITING



Write your daily routine.

Use the text on page 76 as an example.

I get up at _____





CULTURAL NOTES



11 Did you know?

Big Ben is the most famous and punctual clock in the world.

It is located in London.

It was designed by Augustus Pugin and completed in 1859.

The tower is 96 meters tall and it takes 334 steps to climb it.

It is a cultural icon recognized all over the world.

Times ago



wristwatches were for women











Pocket watches were for men

UNIT 5 - DAILY ROUTINE





PROJECT

A Super Clock

Materials

 a pencil	 felt pens	 paper	 a small paper plate
 a compass	 pair of scissors	 tape	 a paper fastener

Instructions

 1. With a compass make a circle on the paper plate.	 2. Write the numbers 1-12 with the felt pen on the paper plate.
 3. Draw 2 hands on the paper: 1 big 1 small. Cut out the hands with the pair of scissors.	 4. Pin the hands with the paper fastener.



SELF-ASSESSMENT

1 Name the pictures using the words below.

Study	Comb	Walk to school	Take a shower
toothbrush	Bed	Sunny day	Sit at the table

2 Use the words above to describe your daily routine activities.

Example: I comb my hair everyday.

UNIT 5 - DAILY ROUTINE

2 Write the following sentences in the correct order.

- a) Six at Bia up gets o' clock. _____
- b) go I to at school past ten seven. _____
- c) takes shower her at She past twenty six. _____
- d) combs hair her She. _____
- e) studies after he school. _____





UNIT 6

MONEY AND SHOPPING



By the end of this unit, I will be able to:

- Describe shopping habits
- Ask for and give prices/ Offer help
- Elaborate a shopping list and prepare for check-out
- Evaluate the importance of saving

UNIT 6 - MONEY AND SHOPPING



WORD FILE

1 Match the shops with the products

Shops		Products
		Stamps
		Pills
		Newspaper
		Bread and cakes
		Drinks
		Books
		Dog's bed

2 In pairs ask for places where the products are bought.

S1: Where can I buy _____?

S2: You can buy at _____.



READING

1 Listen and read

Shop assistant: Good morning. Can I help you?

Bia: Have you got apple juice?

Shop assistant: Yes, how many bottles do you want?

Bia: Two, please.

Shop assistant: Large or small?

Bia: Small please.

Shop assistant: Anything else?

Bia: A kilo of grapes.

Shop assistant: Here you are.

Bia: How much is that?

Shop assistant: That's 430\$00

Bia: Thank you.


Shop assistant: You're welcome. Goodbye.

Bia: Bye.



2


Practice the conversation with your partner. Then, practice again using the following items



Kilo



Bottle



Cup

UNIT 6 - MONEY AND SHOPPING

- 3 What do you think is the correct price for each item? Link the price next to each one.

In pairs practice asking for and giving the price.

S1: How much is _____?

S2: It's _____.



167\$00

140\$00

92\$00

210\$00

120\$00

- 4 How do you ask for these things? Practice with your partner.

Banana

Sprite

Spaghetti

Jelly

Tuna



Can I have a pack of _____, please?

Can I have a jar of _____, please?

Can I have a kilo of _____, please?

Can I have a can of _____, please?

Can I have a bottle of _____, please?

5

Match the pictures to the words in the following table. Then, complete the sentences with these words.



Credit card	ATM (Automatic Teller Machine)	Purse	Banknotes
Coin	Piggy bank /Money box	Wallet	Safe

- a) I withdraw my money in the _____.
- b) I buy some books online with my _____.
- c) Every month, I save money in my _____.
- d) There are several _____ in my mom's _____.
- e) My father's _____ is full of _____.
- f) In bank, the money is kept in a _____.

SPEAKING

Class discussion "Shopping is for boys and girls"

- Do you like going to the supermarket?
- What do you like buying in the supermarket?
- Do you ever go shopping for food?
- Who goes shopping for food in your house?



UNIT 6 - MONEY AND SHOPPING



SONG

Listen to the song and choose the correct underlined word.

Ten shiny coins

Ten shiny coins in my money box today

Ten shiny coins in my money box today

I had a cake/pen/book and an ice cream and then I had to pay
and there are eight shiny coins in my money box today.

Eight shiny coins in my money box today

Eight shiny coins in my money box today

I saw a comic/notebook/paintbox, a pen and then I had to pay
and there are six shiny coins in my money box today.

Six shiny coins in my money box today

Six shiny coins in my money box today

I saw a yo-yo, a ball/paintbox/pen and then I had to pay
and there are four shiny coins in my money box today.

Four shiny coins in my money box today

Four shiny coins in my money box today

I saw a comic/ball/cake and a book and then I had to pay
and there are two shiny coins in my money box today.

Two shiny coins in my money box today

Two shiny coins in my money box today

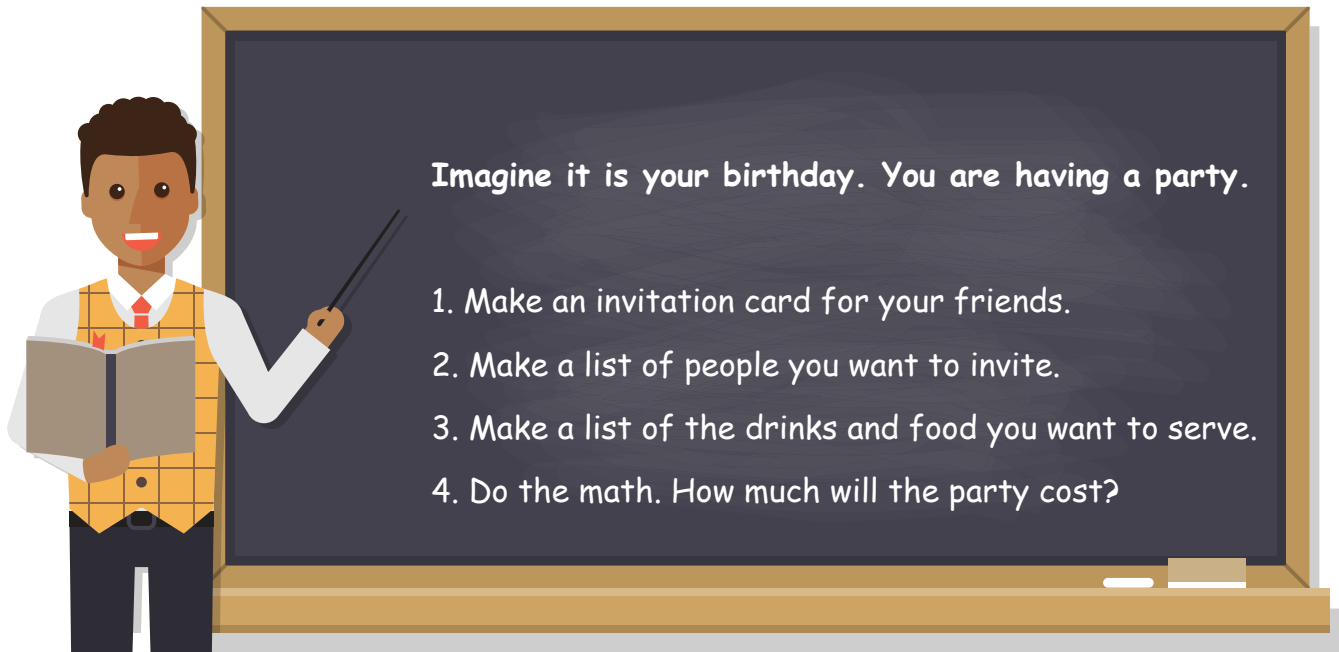
I saw some stickers, a pen/book/notebook and then I had to pay
and there are no shiny coins in my money box today.

Source: <https://learnenglishkids.britishcouncil.org/en/songs/ten-shiny-coins>



PROJECT

My Birthday Party Plan





CULTURAL NOTES

Sucupira, Praia, Cabo Verde

Sucupira is different from a common market. At Sucupira you can find food, clothes, shoes, furniture and other services such as quiosque, barbershop..etc



Common Shopping Expressions

- How much is it?
- Can I have a discount?
- Is this on sale?
- It's a bit pricey!
- I can't afford it!
- It costs an arm and a leg
- I need to get a new battery for my camera.





SELF-ASSESSMENT

1 Put each of the following words in its group.



Carrots	Pharmacy	1200\$00	Bank	Vegetables	300\$00	€50
Minimarket	Coke	\$500	Clothes	Toys Stores	£ 100	Shoes

Shopping items	Prices	Shopping places

2 Complete with how much/much/many/ how many.

- _____ milk does she want?
- _____ candies do you have in your school bag?
- _____ kilos of rice does my mother want?
- I don't like _____ coffee in my milk.
- They love visiting _____ shopping places in their town.

3 You won 10.000\$00! Plan what you are going to buy.

Make a shopping list and the places where you plan to buy them.

UNIT 7

ANIMALS AND PETS



By the end of this unit, I will be able to:

- Describe similarities and differences among animals.
- Classify different kind of animals
- Understand the responsibilities involved in owning a pet.
- Show their active role in taking care of their pets/animals.

UNIT 7 - ANIMALS AND PETS



WORD FILE

1 Listen and practice your pronunciation.



Pets		Wild		Farm	
Cat	Dog	Whale	Dolphin	Cow	Duck
Bird	Parrot	Lion	Tiger	Goat	Horse
Fish	Rabbit	Bear	Elephant	Chicken	Frog



ZOO (You can see wild animals at the zoo)



FARM (A Farm is where food is grown)



READING

1

Pre-reading



What can you see in this picture?

I can see _____

A pet is a person's companion, protection and entertainment.



2

Read the text

A Visit to Eco Centro

On Saturday morning, Nando and his cousin Pedro went to Eco Centro in São Domingos. First, they bought tickets to get inside. Second, they visited the monkeys in the garden and had fun watching the monkeys stare at them. Third, they went to see the ducks swimming. Fourth, they went where the pigs were playing in the mud. Next, they stopped at the garden and learned about the plants. Finally, it was noon, they were hungry, so they ate lunch.

UNIT 7 - ANIMALS AND PETS

3

Write first, **second**,
third, **fourth** and **finally**
to put the story in order.



- _____ They bought the tickets to go to Eco Centro.
- _____ Nando and his cousin watched the ducks swimming.
- _____ They visited the monkeys.
- _____ They ate lunch.
- _____ They watched the pigs playing in the mud.

Fun time!

I/ you/we/they - have got

She/he - has got

1st - First / 2nd - Second / 3rd - Third

4th Fourth... | Then... Finally



LISTENING

1 Listen to the conversation between Nando and his cousin. Then complete it with the words on the table.

time	play	have got two
brilliant	bird/dog	have/cat
feed	yes	to be

Pedro: Yes, I _____ pets.

Nando: Really? What kind of pets are they?

Pedro: I have a _____ and a _____.

Nando: I also _____ one pet. I have a _____.

Pedro: That's _____. It is a big responsibility to own a pet.

Nando: _____. You need to have _____ to _____ and _____ with them.



WRITING

1 Classifying: Animals

Directions: Use a **red pencil** to circle the names of three pets. Use a **blue pencil** to circle three wild animals. Use an **orange pencil** to circle two farm animals.

A	M	E	O	W	W	N	L	I	O	N
B	M	D	O	G	G	X	I	I	S	O
A	B	E	A	R	R	V	L	M	H	R
R	M	R	M	O	O	U	S	E	E	K
K	C	A	B	B	I	R	D	S	E	M
I	O	T	T	I	G	E	R	M	P	Q
B	W	N	O	W	W	R	Q	N	E	N
D	N	C	P	H	H	I	D	U	D	N
F	K	C	A	T	T	R	O	A	R	M

2 Write each animal according to their group. Add more that you know.

Wild

Pets

Farm





LANGUAGE FUNCTION

1 Irregular Nouns

Most nouns are made plural by adding - s at the end.

E.g. Bird - birds

When the last letters of singular nouns are **ch**, **sh**, **ss** or **x**, you usually add - **es** to form plural.

Some plural nouns end in -ies.

E.g. Butterfly - Butterflies



SPEAKING

2 Pair work: Ask the person next to you if she or he owns a pet.

Practice the conversation.


Example:

A: Have you got a pet?

B: Yes, I have got one. / No I haven't got any.

A: What is the name of your pet?

B: I have a dog named Hope.



3 Discuss the dog's Trust's 5 Promises!

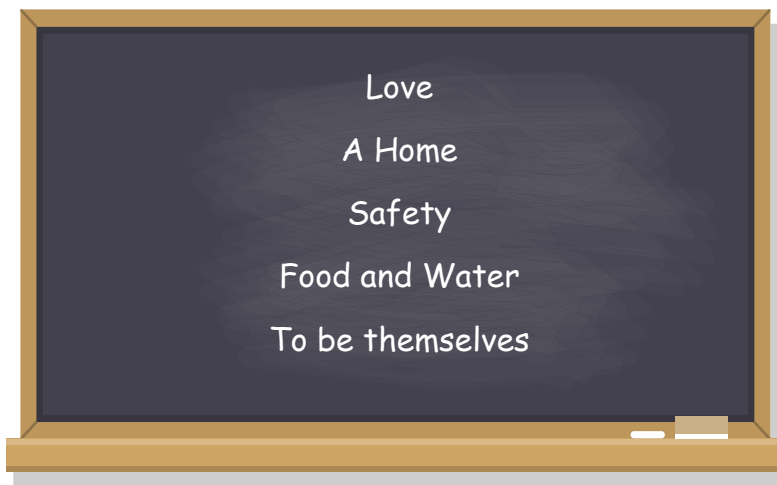
Promise 1: Provide my pet with love and attention

Promise 2: Provide my pet with a suitable place to live

Promise 3: Protect my pet, to keep her or him safe and healthy.

Promise 4: Provide my pet with a healthy diet

Promise 5: Provide my pet with a life she or he will enjoy.



Suggestion: Play the short film "A Dog's Tale". <http://www.learnwithdogs.ie/movies.aspx>

UNIT 7 - ANIMALS AND PETS

PROJECT

Instructions: Build your own farm /pets/jungle or Sea animals from a cardboard and present it to class.







CULTURAL NOTES

Did you know?

Whales do not sleep like we do.
They take short naps.



Elephants are the only animals
that can't jump.



A cow gives nearly 200,000
glasses of milk in a life time.



One human year equals seven
years for a dog.



UNIT 7 - ANIMALS AND PETS



SELF-ASSESSMENT

1 Put each animal in its group.

Zebra	Frog	Fish	Pig
Rabbit	Dinosaur	Duck	Turtle
Panda	Donkey	Cheetah	Roaster
Cat	Sheep	Whale	Deer



Pets

Farm

Wild

2 Write the plural forms of each word.

Monkey _____ Donkey _____ Turkey _____ Dog _____ Puppy _____
 _____ Fly _____ Goat _____ Lion _____

3 Complete the sentences with has got / have got.

- I _____ two dogs. Their names are Troy and Pandora.
- Maria _____ a dog and a cat.
- They _____ many animals in the farm.
- She _____ a white hamster.

4 Write four suggestions on how to care of a pet.

Title

Manual de Língua Inglesa

Authors

Ermelinda Tavares

Lindinalva Lima

Zita Vieira

Overall Coordination

Direção Nacional de Educação

Graphic Design

Gabinete de Comunicação e Imagem da Uni-CV

Cover Illustration

Helder Cardoso (HJC Art)

Illustration

Adobe Stock, Freepik

Audio

Camila Tavares

Lindinalva Lima

Marco Dias


Zita Vieira

Printing and Finishing

Tipografia Santos

Edição

2019



Cântico da Liberdade

Canta, irmão
Canta, meu irmão
Que a liberdade é hino
E o homem a certeza.

Com dignidade, enterra a semente
No pó da ilha nua;
No despenhadeiro da vida
A esperança é do tamanho do mar
Que nos abraça,
Sentinela de mares e ventos
Perseverante
Entre estrelas e o Atlântico
Entoa o cântico da liberdade.

Canta, irmão
Canta, meu irmão
Que a liberdade é hino
E o homem a certeza!



**Ministério
da Educação**